

General Description

The Shure Model UA844+ is an antenna distribution system that allows for the expansion of wireless microphone systems by splitting one pair of antennas to multiple receivers. It also amplifies RF signals to compensate for insertion loss that results from splitting signal power to multiple outputs. A single UA844+ system can support up to five wireless receivers. A maximum of five UA844+ systems may be used in a two-tiered configuration.

Model Variations

UA844+V	174-216 MHz
UA844+SWB	470-960 MHz
UA844+Z16	1240-1260 MHz
UA844+Z17	1492-1525 MHz
UA844+Z18	1785-1805 MHz

Note: Some units include a power switch on the front panel to meet regional regulations.

Accessories

System Components

- Front-mounting antenna hardware
- Rack-mounting hardware
- External power supply
- (2) 6 ft. BNC cables
- (4) Non-locking DC power cords (QLXD4, SLX4, BLX4R)
- (10) 22 in. BNC cables*
- (4) Locking DC power cords** (ULXD4)

*Model UA844+/LC substitutes (2) 22 in. BNC cables.

**Not included with Model UA844+/LC

Optional Accessories

1/2 Wave Omnidirectional Receiver Antenna for improved wireless signal reception	UA8
In-Line RF Amplifier compensates for signal loss over extended cable runs	UA834
UA874 Active Directional Antenna for improved wireless signal reception with greater rejection of unwanted signals	UA874
1/2 Wave Antenna Remote Mount Kit	UA505
Antenna Rack Panel with Cables and BNC Adapters	UA440

Note: Be sure to select antennas and accessories that are compatible with the operating frequency range of your wireless system. Contact Shure or your local retailer for help with selecting the right wireless accessories.

Selecting Antenna Cables

Use 50 ohm low-loss coaxial cable, such as RG-8U. Shure offers pre-terminated antenna cables ranging from 6 to 100 feet.

NOTE: When ordering cables from Shure, select the low-loss "Z" models (available for longer cables) when using frequency bands above 1000 MHz.

Specifications

Power Requirements

14 to 18 V DC

DC Output

14 to 18 V DC (x4)

Output Current

Combined total from all DC outputs

2.5 A, maximum

Operating Temperature Range

-18°C (0°F) to 63°C (145°F)

Dimensions

45 x 483 x 172 mm (H x W x D)

Net Weight

1.62 kg (3.6 lbs)

Connector Type

BNC

RF Frequency Range

model dependent

174 to 1805 MHz

Bias Voltage

15 V DC (150 mA, maximum) (x2)

Impedance

50 Ω

RF Frequency Range

model dependent

174 to 1805 MHz

Output Intercept Point

21 dBm, typical

Connector Type

BNC

Impedance

50 Ω

Output Connector Isolation

30 dB, typical

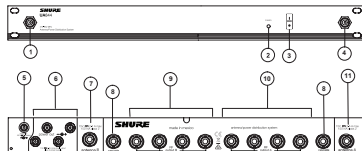
Gain

Input to any output port (Unused ports terminated in 50 Ω)

-1 to +1 dB


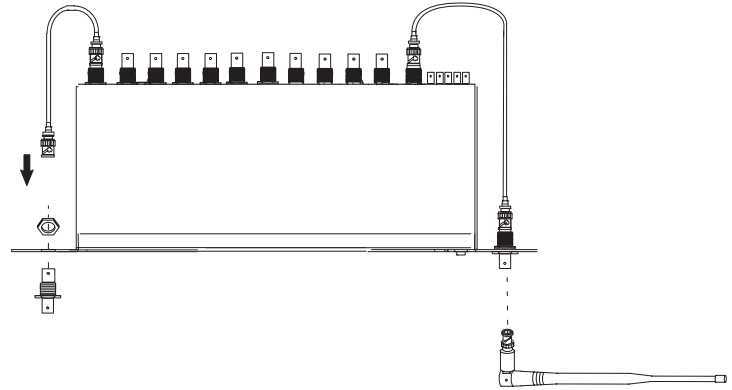
FRONT AND REAR PANELS

- ① Antenna A Connector
- ② Power Indicator
- ③ Power Switch(country dependent)
- ④ Antenna B Connector
- ⑤ 15 V dc (2.54 A) power input
- ⑥ Power Output for receivers. Do not connect to additional distribution systems
- ⑦ RF Input Antenna B
- ⑧ Cascade (2)
- ⑨ RF Output B
- ⑩ RF Output A
- ⑪ RF Input Antenna A



INSTALLATION

CABLE CONNECTIONS (ONE UA844)



Connecting Multiple UA844 Systems

- ① Connect additional systems to the A/B ports of the top level UA844.
- ② Connect additional systems on the second level to the A and B antenna inputs.
- ③ Connect each receiver (RX) to the A/B output port pairs on the UA844.

Rear panel connections for each level of RF and power distribution

Certifications

The CE Declaration of Conformity can be obtained from Shure Incorporated or any of its European representatives. For contact information please visit www.shure.com

The CE Declaration of Conformity can be obtained from: www.shure.com/europe/compliance

Authorized European representative:

Shure Europe GmbH
 Headquarters Europe, Middle East & Africa
 Department: EMEA Approval
 Jakob-Dieffenbacher-Str. 12
 75031 Eppingen, Germany
 Phone: +49-7262-92 49 0
 Fax: +49-7262-92 49 11 4
 Email: info@shure.de

Important Product Information

LICENSING INFORMATION

Licensing: A ministerial license to operate this equipment may be required in certain areas. Consult your national authority for possible requirements. Changes or modifications not expressly approved by Shure Incorporated could void your authority to operate the equipment. Licensing of Shure wireless microphone equipment is the user's responsibility, and licensability de-

pends on the user's classification and application, and on the selected frequency. Shure strongly urges the user to contact the appropriate telecommunications authority concerning proper licensing, and before choosing and ordering frequencies.

NOTE: This Radio equipment is intended for use in musical professional entertainment and similar applications. This Radio apparatus may be capable of operating on some frequencies not authorized in your region. Please

contact your national authority to obtain information on authorized frequencies and RF power levels for wireless microphone products.